



DXN3 32A

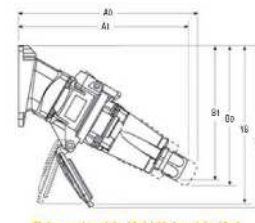
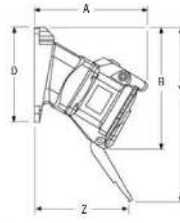
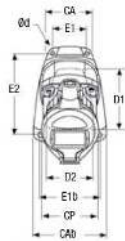
Protection mode:

Type of protection: II 2 GD EEx/ ed IIC DIP A21
 Class of temperature: T6-T5
 Protection degree: IP 66 / IP 67



Technical data:

- Rated current (with wiring according to standard) 32 A
- Maximum voltage 750 V
- IP protection lid closed IP66/IP67
- IP protection connected plug IP66/IP67
- Resistance to shocks IK08
- Flexible wiring (min - max) 2.5 - 10 mm²
- Stranded wiring (min - max) 2,5 - 16 mm²
- Other wiring on request:
- Keying positions 24
- Protection mode de
- ATEX zones 1 & 2, 21 &



Socle de tableau incliné (30°)

	A	B	CA	CAb	CP	D	D1	D2	E1	E1b	E2	Y	Yb	Z	Dc
DXN1	100	120	45	48	54	90	75	50	38	36	78	190	-	92	4,5
DXN3	119	141	78	-	73	107	65	65	63	-	95	200	-	96	5,5
DXN4	410	440	72	-	69	407	62	62	69	-	92	200	-	92	5,5

Fiche enclenchée (A2)/démontable (A0) dans un socle de tableau incliné (30°)

	A1	A0	B1	B0	Y	Yb
DXN1	130	199	157	164	163	-
DXN3	194	199	170	178	209	-
DXN4	195	195	168	168	168	168

Socket-outlet (female)



Voltage 50Hz	Polarity	Part N°
20-24V	2P	25 34 08A
110-130V	1P+N+E	25 34 035
220-250V	1P+N+E	25 34 015
380-440V	3P+E	25 34 013
380-440V	3P+N+ E	25 34 017
480-500v	3P+E	25 34 093
480-500V	3P+N+E	25 34 097

Inlet (male)



Voltage 50Hz	Polarity	Part N°
20-24V	2P	25 38 08A
110-130V	1P+N+E	25 38 035
220-250V	1P+N+E	25 38 015
380-440V	3P+E	25 38 013
380-440V	3P+N+ E	25 38 017
480-500v	3P+E	25 38 093
480-500V	3P+N+E	25 38 097

Boxes

Ex cable gland included



Wall box poly 30°*

25 3A B53 10-14mm

Handle

Ex cable gland included



Straight poly

M20 25 3A 753 10-14mm

Socket with auxiliary contacts (550V max)

With 2 auxiliary contacts (5A/550V) Ref Socket +972



Inlet with auxiliary contacts (550V max)

With 2 auxiliary contacts (5A/550V) Ref Inlet +972



Options: *Wall box poly 70° on request Accessories and others products on request.