



Battery box FG20721 12V – 7.2Ah C20

Protection mode:

Type of protection: II 2G Ex e IIC T6 Gb
Class of temperature: T6
Ambient Temp : -20/+50°C
Zones : 1-2

Description:

FG20721 12V 7.2Ah C20 is a general purpose application battery. Within the FG range FIAMM offer 6V and 12V monoblocs at various amp hour capacities enable the right battery selection for each requirement. FIAMM is a Manufacturer of VRLA battery and is supported by a dedicated sales network with market knowledge and experience of small sealed lead acid battery applications.

1x Battery box including 1x FIAMM FG20721 cells (approx. dimensions 180x100x h140mm). The battery box is manufactured in stainless steel AISI 316L with bolted on top plate, supply with cable gland.



(cable above unsupplied)



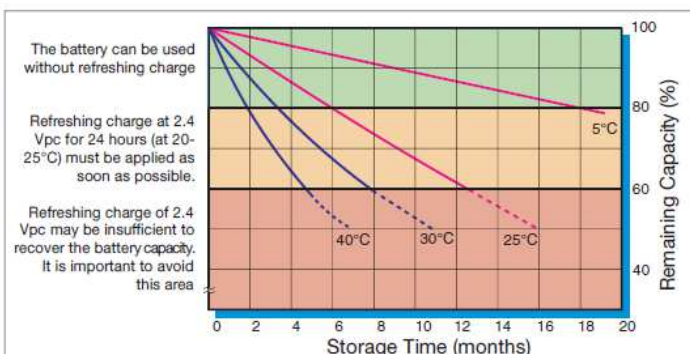
Technical specs:

Nominal Voltage	12 Volt
Nominal Capacity	7,2ah 20 hours rate to 1,75 Vpc at 25°C
Float charging voltage	13.50 - 13.80 V/bloc at 25 °C
Boost charge voltage	14.40 - 15.00 V/bloc at 25 °C
Float voltage compensation	-18mV/°C
Maximum charging current	1.8 A
Case	ABS with HB fiammability rate (according UL 94)
Internal resistance	24.6 mΩ in full charged condition
Operative temperature range	-20 °C to 50 °C
Shelf life procedures	As batteries lose part of their capacity, during storage, due to self discharge. Fiamm recommends FG range of batteries can be stored for 6 months at an Ambient temperature of 20 and 25 °C (see attached graph on reverse). Longer storage requires a recharge. This should be carried out in line with Fiamm recommended method; 2.4 V/cell for no longer than 24 hours at 20 °C

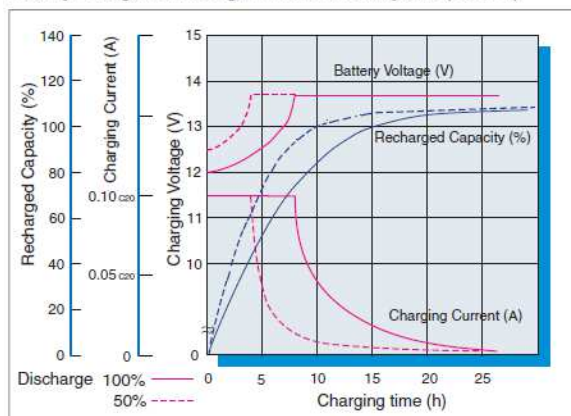


Battery box FG20721 12V – 7.2Ah C20

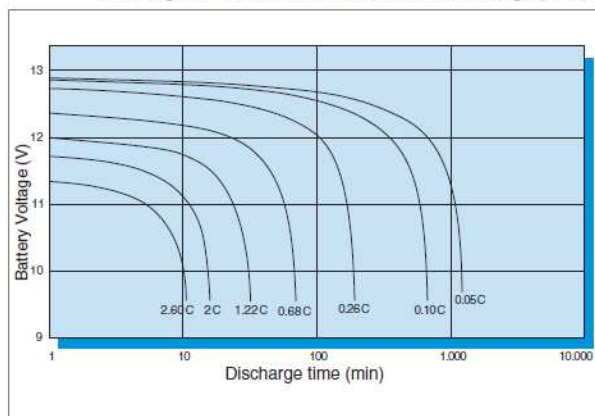
Capacity loss during storage at various temperatures



Battery Voltage and Charge Time for Standby Use (at 25°C)



Discharge curves at different current / final voltage (at 25°C)



Costant Current discharge table (Amperes)

End voltage	5 min	10 min	15 min	20 min	30 min	45 min	1 hour	2 hour	3 hour	5 hour	10 hour	20 hour
9.60 V	30.6	21.5	16.3	13.0	9.18	6.45	4.99	2.69	1.90	1.22	0.68	0.37
9.90 V	30.1	21.2	16.2	12.8	9.13	6.41	4.97	2.66	1.88	1.21	0.67	0.37
10.02 V	29.7	21.1	16.1	12.8	9.08	6.38	4.95	2.64	1.87	1.20	0.67	0.37
10.20 V	28.9	20.8	15.9	12.6	9.00	6.34	4.93	2.62	1.85	1.19	0.67	0.37
10.50 V	27.5	20.3	15.5	12.4	8.85	6.23	4.87	2.57	1.82	1.18	0.66	0.36
10.80 V	25.2	19.0	14.8	11.9	8.63	6.13	4.82	2.53	1.71	1.12	0.63	0.35

Costant Power discharge table (Watts per bloc)

End voltage	5 min	10 min	15 min	20 min	30 min	45 min	1 hour	2 hour	3 hour	5 hour	10 hour	20 hour
9.60 V	305	220	171	138	100	71.7	56.2	30.7	21.8	14.1	7.85	4.34
9.90 V	302	219	170	138	99.9	71.5	56.1	30.5	21.7	14.1	7.84	4.34
10.02 V	298	218	170	137	99.6	71.3	55.9	30.2	21.6	14.0	7.83	4.33
10.20 V	291	216	168	136	98.9	70.8	55.7	30.0	21.4	13.9	7.80	4.33
10.50 V	277	211	165	134	97.6	70.0	55.3	29.6	21.2	13.8	7.73	4.29
10.80 V	255	199	158	130	95.9	69.1	54.9	29.3	2.00	13.1	7.50	4.21