




EXKSL Sea Lion – Eclairage LED

Mode de protection:

Type de protection:
II2 G Ex db IIC T4/T5 Gb
II2 D Ex tb IIIC T115°C/105°/T95°C IIIC IP66
Classe de T° T4/T5
Indice de protection: IP66
Température ambiante : -40/+55°C



Description:

- Qualité d'éclairage et performant >50 000 heures
- Garantie 5 ans
- Protection contre les surtensions
- Corps en aluminium et verre trempé
- Résistant aux chocs et vibrations
- Faible coût de maintenance

Spécifications techniques :

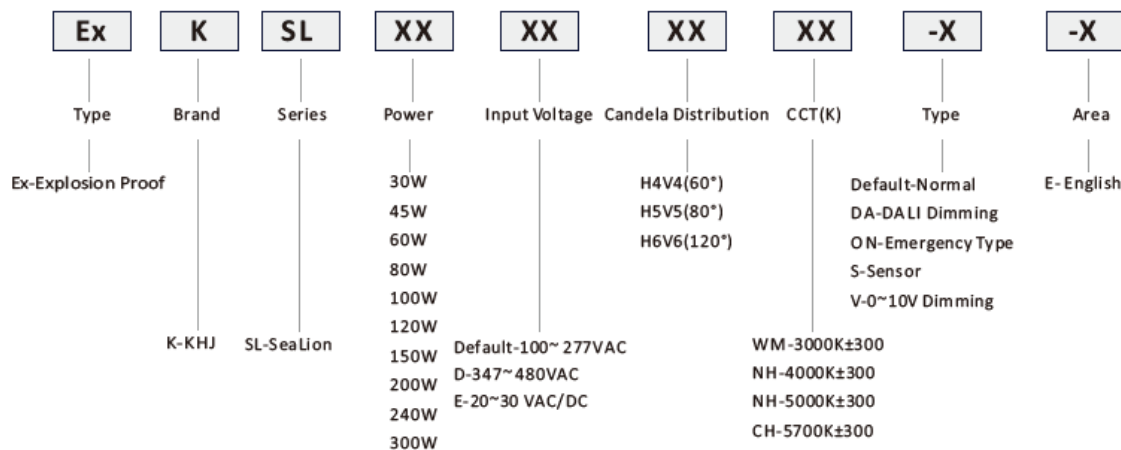
Eclairage	140lm/W
Durée de vie	>50000 heures
Tensions	20-30 VAC / 100-277 VAC / 347-480 VAC 20-30 VDC / 28-42 VDC / 141-392 VDC / 491-679VDC
Fréquence	50/60Hz
Facteur de puissance	>0,98
THD	<10%
Classe d'isolation	I
Surtension protection	5KV
Driver	Protection contre les surtensions
Poids	8.5Kg(30-80W)/11Kg(100-150W)/14Kg(200-300W)
Dimensions:	φ 275*195mm(30-80W)/φ 330*197mm(100-150W) φ 415*197mm(200-300W)
Connectique	3*1.0-4mm ² (L+N+PE)
Diamètre de câble:	φ7-φ14(mm)
Entrées de câbles:	2XNPT 3/4" (M20*1.5, M25*1.5 en option)
Protection	M4 interne et externe
Matière	Alliage d'aluminium
Couleur	Gris RAL7040
Peinture	epoxy
Visserie	Acier inoxydable
Verre	Verre trempé 7J



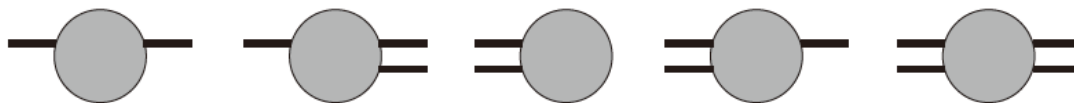
EXKSL Sea Lion – Eclairage LED

Rated Power	Operating Voltage:			Temp. Classification		Emergency optional
	100-277VAC	347-480VAC	20-30VAC/DC	-40°C-+55°C	-40°C-+65°C	
30W	●	/	/	T5	T4	●
45W	●	/	/	T5	T4	●
60W	●	●	/	T5	T4	●
80W	●	●	/	T5	T4	●
100W	●	●	●	T5	T4	●
120W	●	●	●	T5	T4	●
150W	●	●	●	T5	T4	●
200W	●	●	/	T5	T4	●
240W	●	●	/	T5	T4	●
300W	●	/	/	T4	/	/

Références :



Type d'entrées :



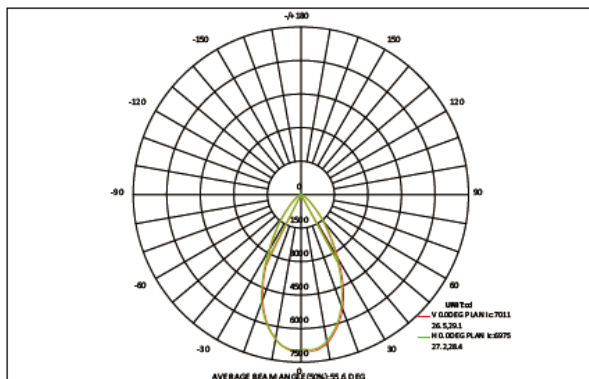


EXKSL Sea Lion – Eclairage LED

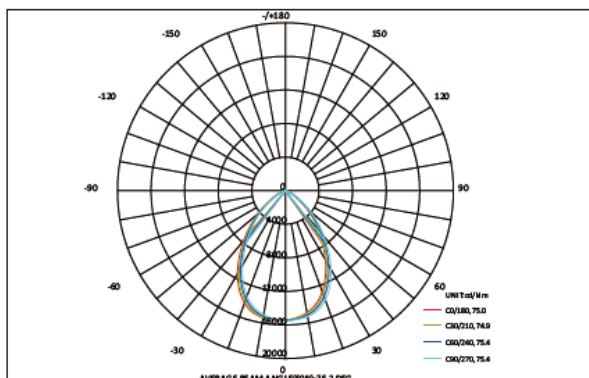
P/N	Operating Voltage(V)	Luminous Flux(lm)	Power(W)	CRI	Color Temp.	CCT(K)	Temp. Classification	
							-40°C-+55°C	-40°C-+65°C
Ex-KSL30*WM-E	100~277 AC (141~392 DC)	3900	30	70	Warm white	3000±300	T5	T4
Ex-KSL30*NH-E		4410	30	70	Natural white	4000±300	T5	T4
Ex-KSL30*NH-E		4410	30	70	Natural white	5000±300	T5	T4
Ex-KSL30*CH-E		4410	30	70	Cool white	5700±300	T5	T4
Ex-KSL45*WM-E		5850	45	70	Warm white	3000±300	T5	T4
Ex-KSL45*NH-E		6615	45	70	Natural white	4000±300	T5	T4
Ex-KSL45*NH-E		6615	45	70	Natural white	5000±300	T5	T4
Ex-KSL45*CH-E		6615	45	70	Cool white	5700±300	T5	T4
Ex-KSL60*WM-E		7800	60	70	Warm white	3000±300	T5	T4
Ex-KSL60*NH-E		8820	60	70	Natural white	4000±300	T5	T4
Ex-KSL60*NH-E		8820	60	70	Natural white	5000±300	T5	T4
Ex-KSL60*CH-E		8820	60	70	Cool white	5700±300	T5	T4
Ex-KSL80*WM-E		10400	80	70	Warm white	3000±300	T5	T4
Ex-KSL80*NH-E		11760	80	70	Natural white	4000±300	T5	T4
Ex-KSL80*NH-E		11760	80	70	Natural white	5000±300	T5	T4
Ex-KSL80*CH-E		11760	80	70	Cool white	5700±300	T5	T4
Ex-KSL100*WM-E	100~277 AC (141~392 DC)	13000	100	70	Warm white	3000±300	T5	T4
Ex-KSL100*NH-E		14700	100	70	Natural white	4000±300	T5	T4
Ex-KSL100*NH-E		14700	100	70	Natural white	5000±300	T5	T4
Ex-KSL100*CH-E		14700	100	70	Cool white	5700±300	T5	T4
Ex-KSL120*WM-E		15600	120	70	Warm white	3000±300	T5	T4
Ex-KSL120*NH-E		17640	120	70	Natural white	4000±300	T5	T4
Ex-KSL120*NH-E		17640	120	70	Natural white	5000±300	T5	T4
Ex-KSL120*CH-E		17640	120	70	Cool white	5700±300	T5	T4
Ex-KSL150*WM-E		19500	150	70	Warm white	3000±300	T5	T4
Ex-KSL150*NH-E		22050	150	70	Natural white	4000±300	T5	T4
Ex-KSL150*NH-E		22050	150	70	Natural white	5000±300	T5	T4
Ex-KSL150*CH-E		22050	150	70	Cool white	5700±300	T5	T4
Ex-KSL200*WM-E		26000	200	70	Warm white	3000±300	T5	T4
Ex-KSL200*NH-E		29400	200	70	Natural white	4000±300	T5	T4
Ex-KSL200*NH-E		29400	200	70	Natural white	5000±300	T5	T4
Ex-KSL200*CH-E		29400	200	70	Cool white	5700±300	T5	T4
Ex-KSL240*WM-E		31200	240	70	Warm white	3000±300	T5	T4
Ex-KSL240*NH-E		35280	240	70	Natural white	4000±300	T5	T4
Ex-KSL240*NH-E		35280	240	70	Natural white	5000±300	T5	T4
Ex-KSL240*CH-E		35280	240	70	Cool white	5700±300	T5	T4
Ex-KSL300*WM-E		39000	300	70	Warm white	3000±300	T4	/
Ex-KSL300*NH-E		44100	300	70	Natural white	4000±300	T4	/
Ex-KSL300*NH-E		44100	300	70	Natural white	5000±300	T4	/
Ex-KSL300*CH-E		44100	300	70	Cool white	5700±300	T4	/



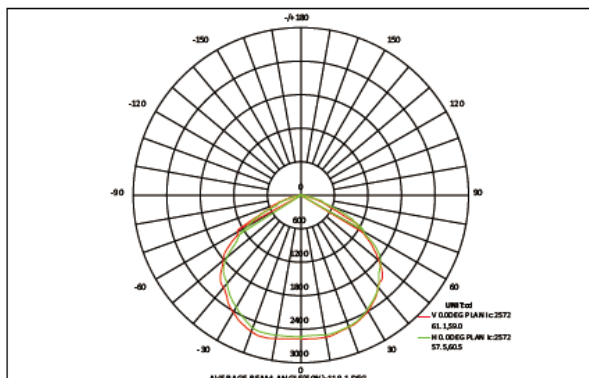
EXKSL Sea Lion – Eclairage LED




H4V4(60°)/High Efficacy LED Source



H5V5(80°)/High Efficacy LED Source



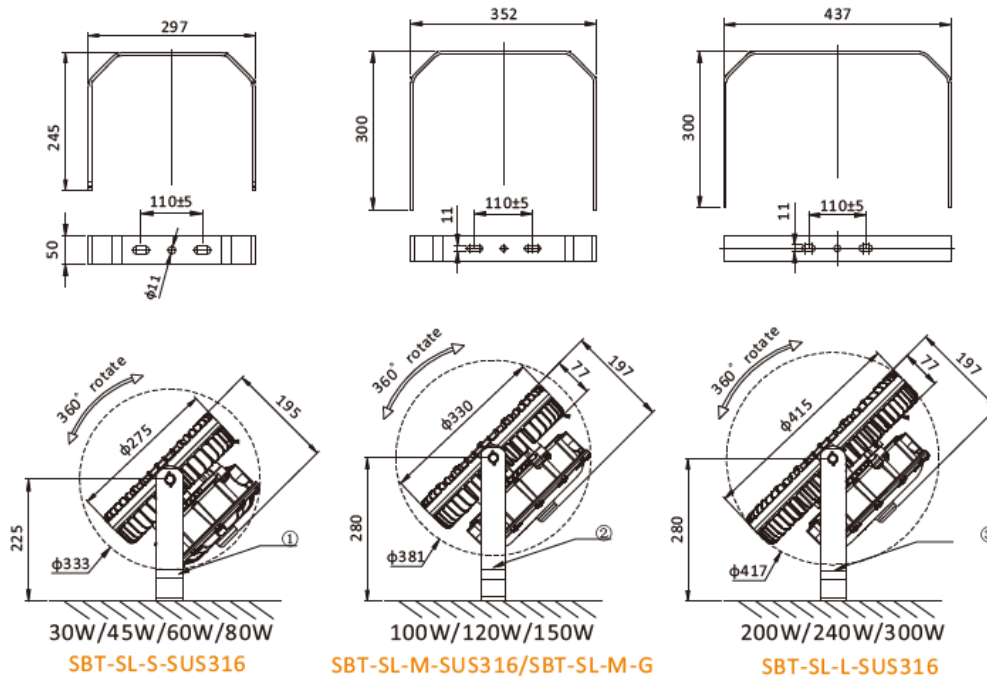
H6V6(120°)/High Efficacy LED Source





EXKSL Sea Lion – Eclairage LED

Montage inclinable (mm) :



Montage plafond (mm) :

